
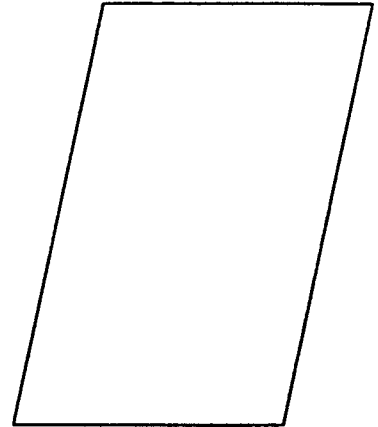
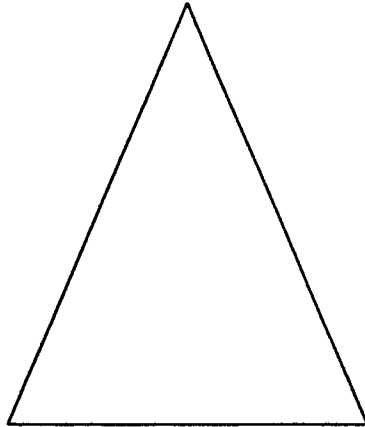



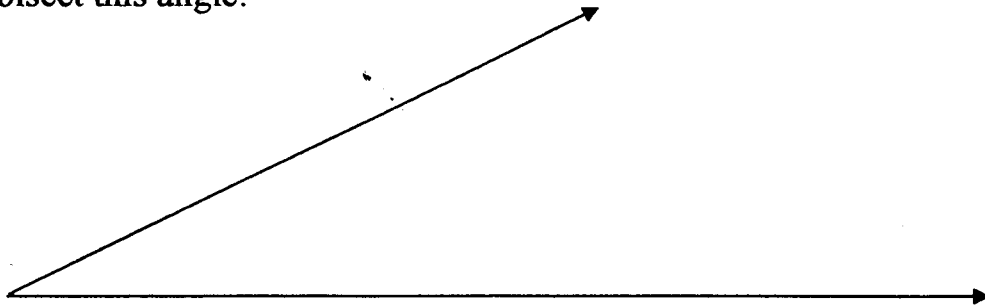
1. Use the MIRA (red plastic mirror) to help you draw the lines of symmetry.



2. Find the line(s) of symmetry for the following:



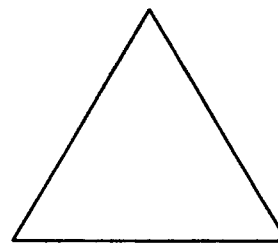


3. Use MIRA to bisect this angle:



4. Use MIRA to draw the mirror image for each of the following:  
(Note: the vertical lines represents the mirror line.)

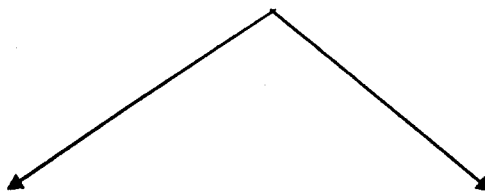
**B**



5. Bisect this line



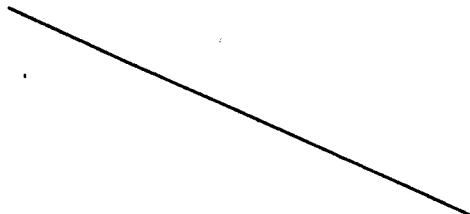
Bisect this angle



Draw parallel lines for all three given lines.



Draw a perpendicular to this line



Draw a perpendicular from the given point

